

**New England College Pilgrimage 2020
Student Presentation**




**Welcome Remarks by
Dr. Michele Perkins, President of New England College**



Enrollment Paperwork
Office of Undergraduate Admission





Enrollment Checklist

Admissions

Complete enrollment forms in the enrollment portal (pilgrim.nec.edu/portal)

- Housing/meal plan forms (if living on campus)
- Roommate survey
- Authorizations and agreements
- Parent info
- Missing person form
- Student Emergency Contact Form
- Photo ID
- Submit Final high school transcript or proof of high school equivalency



Wellness Paperwork

Wellness (If Not Completed Already)

Submit forms through nec.medicatconnect.com using NEC username and password

- Health History Information Form
- Wellness Implied Consent
- Tuberculosis Screening Form
- Immunization Forms
- Covid test results
(test must be taken after Aug 1st)



Financial Aid and Billing

View financial aid and billing account in the MyNEC portal: nec.edu/myneportal

1. Complete financial aid requirements by July 15
 - o Submit 20-21 FAFSA at studentaid.gov
 - o Complete tasks listed at nec.verifymyfafsa.com
 - o Complete Federal Direct Loan Master Promissory note at studentaid.gov
 - o Complete Federal Direct Loan Entrance Counseling exercise at studentaid.gov
2. Satisfy fall tuition payment by July 15
 - o Check or credit/debit card in MyNEC or call 603-428-2226
 - o TMS monthly payment plan at nec.afford.com
 - o Federal Parent PLUS loan at studentaid.gov
 - o Private student loan with any bank of choice
3. Insurance
 - o Student health plan- waive or enroll at crossagency.com/nec
 - o Tuition refund insurance- waive or enroll at GradGuard.com/COI/NEC
 - o Purchase student property insurance if interested at nssi.com

Life in the times of COVID-19

**with Dr. Wayne Lesperance, Vice President of Academic Affairs
and Stan Horton, Director of Student Conduct**





COVID-19 Information

- [Academic calendar](#)
- Classroom protocols
- Staying safe at New England College
- Leaving campus
- [Pilgrim's Promise](#)



COVID-19 Information

Stay up to date on all of the plans for returning in the fall at www.nec.edu/fall-plans

You can review the Returning to Campus zoom webinar that was held on 7/8 as well

IT Help Desk





IT Help Desk

Help Desk hours (Sept.-May)

Monday-Friday 8:30am-5pm on campus, 5pm to 8pm remote

Saturday 8:30am-12:30pm remote

Summer Help Desk hours: Monday-Friday 8:30-4:30pm

Henniker Help desk – helpdesk@nec.edu

[603-428-2350](tel:603-428-2350)

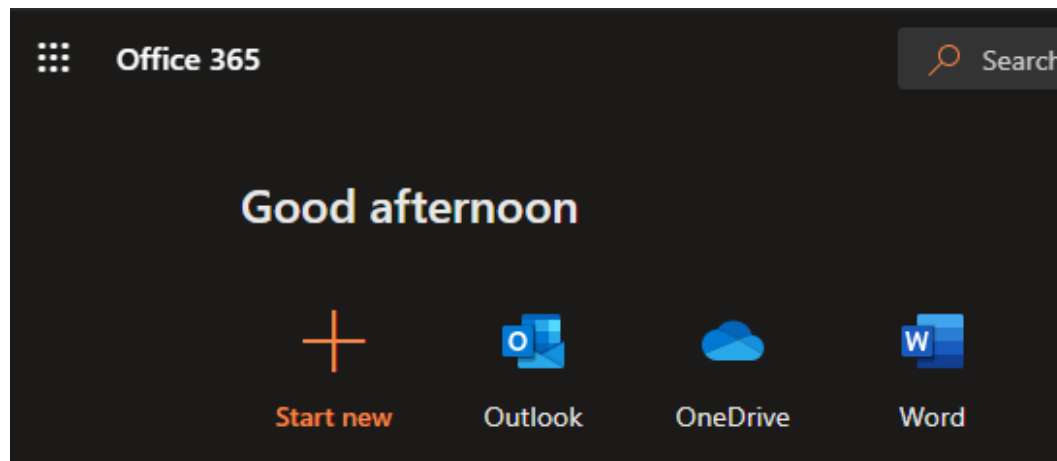
Manchester Help desk – IADhelpdesk@nec.edu



IT Help Desk | NEC Email

You must sign into email first as this activates the other accounts.

Email login (Outlook) – <https://www.office.com>





IT Help Desk | NEC Email

Microsoft 365 uses Self Service Password Reset. You will be asked to enter your reset info the first time you sign into <https://www.office.com>

don't lose access to your account!

To make sure you can reset your password, we need to collect some info so we can keep your account secure. You'll need to set up at least 2 of the options below.

- ✓ Authentication Phone is set to +1 603 234 1234 Change
- ✓ Authentication Email is set to lawyer@necc.edu Change

looks good cancel

Options Are:

- Mobile phone
- Another private email
- 3 security questions

Setup at least 2 of the 3 options



IT Help Desk | NEC Password

Microsoft 365 uses Self Service Password Reset. You will be asked to enter your reset info the first time you sign into <https://www.office.com>

don't lose access to your account!

To make sure you can reset your password, we need to collect some info so we can help you stay secure. You'll need to set up at least 2 of the options below.

- ✓ Authentication Phone is set to +1 603 887 1195 Change
- ✓ Authentication Email is set to lawyer@ecp.com Change

looks good cancel

Options Are:

- Mobile phone
- Another private email
- 3 security questions

Setup at least 2 of the 3 options



IT Help Desk | MyNEC

Go to <https://ssb1.always.nec.edu/>

Or go to the Students, Faculty & Staff page at:

<https://nec.edu/students-faculty-staff/>

Students, Faculty & Staff

CALENDAR	OFFICE365 EMAIL	DIRECTORY	BLACKBOARD
DANFORTH LIBR.	CANVAS	MYNEC	MYNEC HELP
ADOBE READER	SCHED. A ROOM	VENUE RENTAL	DEGREE WORKS

Your user ID is your Student ID #

Be sure to capitalize the letters.

Your PIN was sent in an email from Admissions.

[Click here for login support contacts.](#)

User ID:

PIN:



IT Help Desk | MyNEC


If you are still not able to access MyNEC:

- **Newly accepted undergraduate student:**
Office of Admissions 603.428.2223 | admission@nec.edu
- **Newly accepted graduate/online student:** graduateadmission@nec.edu
- **Current/returning student:**
Registrar's Office 603.428.2203 | registrarsoffice@nec.edu



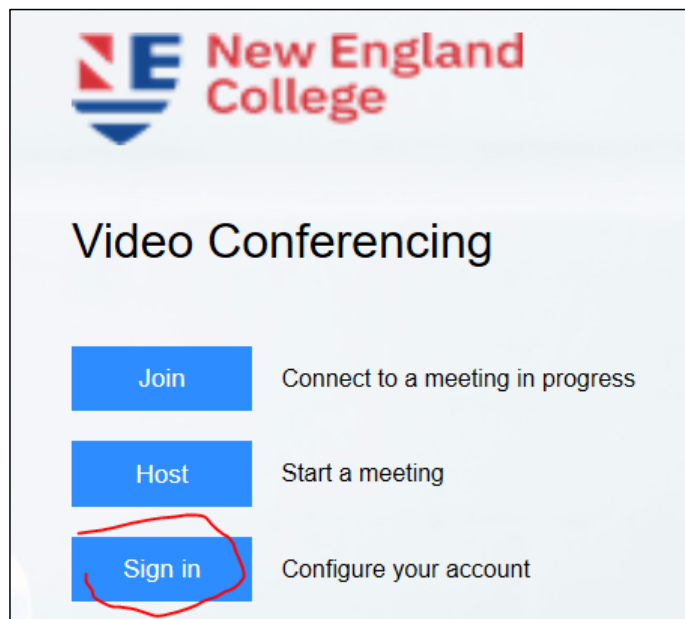
IT Help Desk | Blackboard

- Go to <https://nec.blackboard.com>
- You must sign into your NEC email to set your password before signing into Blackboard.
- Your username and password are the same as your email.
- If you cannot sign into Blackboard:
Email helpdesk@nec.edu and include the title “Cannot Log into Blackboard”



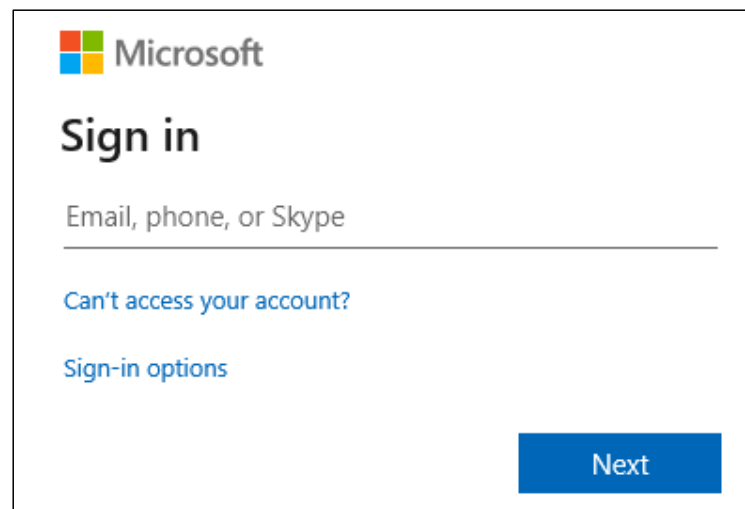
IT Help Desk | ZOOM


Go to <https://nec.zoom.us>



Sign in using your NEC email address and password.

Then complete your profile





IT Help Desk | Apogee

NEC has partnered with Apogee to provide wireless in the Residence Halls

Before arriving on campus, please setup your account at: www.MyResNet.com



Providing Network Service & Support for Your Residence.

Get Connected to the Internet

It's easy to get started.

Create an account, manage devices and get connected and online in no time.

[Sign Up](#)

Manage Your Account

Username:

Password:

[Forgot Username or Password?](#)

[Login](#)



IT Help Desk | Apogee

APOGEE 24-HOUR SUPPORT

If you need any help registering or connecting your devices, a support representative is available 24 hours a day to assist you.

Call **MyResNet** support at

855-377-4156 for Henniker Campus

833-548-0090 for Manchester Campus

Email support@myresnet.com

Text ResNet to 84700

Chat live at www.MyResNet.com



IT Help Desk | Online Safety- Device

NEC requires your laptop to have Anti-virus protection enabled

Paid versions are better.

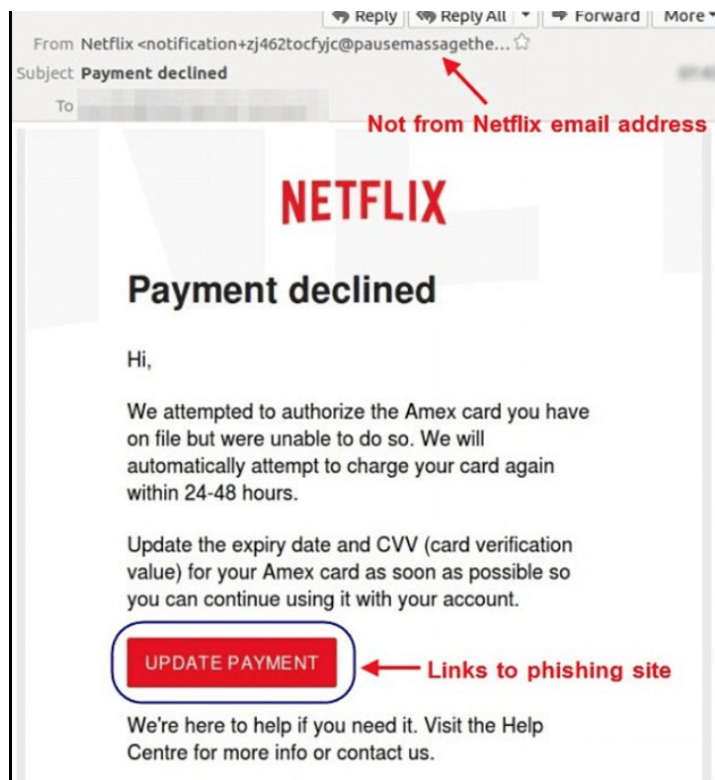
If you need to go with a free version, most 3rd party testers, along with PCMag and Macworld recommend Sophos Home:

<https://home.sophos.com/>





IT Help Desk | Online Safety- Email




- Impersonation of popular brands
- Impersonate support
- Urgency, threats, FOMO, prizes
- Exploit high-profile events
- Claim is too good to be true
- Shortened or odd URLs
- Strange sender address

The Office of Diversity and Inclusion

India Barrows, Director

Rowan Queathem, Assistant Director





Mission Statement & Vision Statement

Mission Statement

The Office of Diversity and Inclusion (ODI) is dedicated to providing intentional programs and services which enhance self-awareness, academic success, cross-cultural engagement, as well as encourage individual and collective advocacy. We will assist in creating an inclusive campus environment that fosters respect for each person, equity, appreciation for all cultures, and promote diverse ideas within the New England College community.

Vision Statement

The Office of Diversity and Inclusion (ODI) seeks to create an environment that is student-centered where all members build capacity for cross-cultural competence that serves as a catalyst for social justice.



What we do

- Create and facilitate cultural programs that are fun and/or educational
- Support the growing ALANA student network, LGBTQIA+ community members, and build allyship
- Meet with faculty, staff, and students on matters of diversity & inclusion



Our Framework

- Define one's identity, understand intersectionality and articulate how these factors influence the college experience
- Practice personal accountability and develop meaningful peer relationships using effective intrapersonal/interpersonal skills within an academic and social environment
- Demonstrate effective cross-cultural communication proficiency that is applied daily when discussing the multiple dimensions of diversity
- Illustrate an understanding of social responsibility and civic participation that ignites social action
- Identify and explain the impact of systemic barriers placed on an individual and communities
- Use acquired knowledge about cultural diversity to make informed decisions
- Employ the Social Change Model in an effort to dismantle oppressive behaviors and systems



Cultural Heritage Celebrations

- Bachata Night for Hispanic Heritage Month
- National Coming Out Day and Trans Day of Visibility
- The Intercultural Holiday Peace Gathering celebrating our rich diversity before the holiday season
- Martin Luther King Jr. Programming Series for Black History Month- 6 weeks of celebrating the legacy of MLK and the descendants and traditions of the African Diaspora
- The Women's Leadership Brunch for Women's History Month
- We co-host the Semi-Formal with the Multicultural Student Coalition
- Unity Graduation Brunch to celebrate all ALANA and LGBTQIA graduates with their affinity regalia

Academic Advising

Ian Harmon, Director

Liz Brennan, Assistant Director Academic Advising

Willie Bregonzio, Student Success Coach

Erin Sweeney, Academic Advisor and Student Success Coach





What is Academic Advising at NEC?

NEC has a shared advising model

- This means students have a staff and faculty advisor
- We offer students encouragement, support, and advice;
- Challenge students to set attainable goals;
- Assist students in realizing their academic potential;
- Help students as they create and leverage their student success plans



What to Expect from Your Advisor

You can expect your Academic Advisor to:

- Have establish office hours, be available for advising appointments, and expand hours during preregistration periods.
- Assist you to explore course offerings and career options by asking about your views, life goals and career interests, and by taking into account skills, academic performance, and the frequency of course offerings.
- Be familiar with the variety of degree and program offerings, departmental and core requirements.




First Year Student Success Plan

By creating your First Year Student Success Plan, you put yourself behind the wheel of your education and success by developing a personalized strategy for you to achieve your academic goals.

Your Academic Success Plan will help you to:

1. Understand your choice to pursue your education at NEC, your educational experiences, and the tools you can use to be successful.
2. Recognize your strengths and discover areas that can be improved.
3. Ensure you know who your Student Success Coach or advisor is, and how they can best assist you.
4. Set-up specific academic achievements in your coursework at NEC.



Job Opportunity

Peer Success Coaching Program:

The purpose of this new program is to provide peer-supported guidance for undergraduate students throughout their entire NEC experience. This program places emphasis on helping students identify obstacles to academic performance and assisting them in creating solutions for overcoming those challenges. This grant funded position aims to forward New England Colleges commitment to engage students not only academically, but socially and civically as well.

Some responsibilities include:

- Act as a role model for successful academic strategies;
- Act as a student resource for services available at the college;
- Help plan and co-instruct training programs i.e. Time Management;
- Help students develop study techniques, group processes, and individual academic strategies.
- Connect students to campus resources & build community;
- Promote social & academic success among students;
- Help students foster connections between academic performance and their goals;
- Engage students in becoming self-directed learners;



How to Register using MyNEC

- 1. Go to <https://mynec.nec.edu>
- 2. Click on: Enter Secure Area to Access Student and Faculty Services.
- 3. Enter your 8-character UG ID number and Pin. **If you don't know your or ID, please contact: advising2@nec.edu or registrarsoffice@nec.edu
- 4. Click on Student Services and Financial Aid.
- 5. Click on Registration.
- 6. Click Add/Drop Classes
- 7. Make sure Fall 2020 (15 Weeks) is selected.
- 8. From here, you will see blank boxes at the bottom of the screen in which you can enter the CRNs for the courses you need to take. Click on submit and the courses should be added unless the course(s) are full. If you have any issues, feel free to contact advising2@nec.edu or registrarsoffice@nec.edu



How to View Schedule in MyNEC

- **How to view schedule:**
- Go to MyNEC: <https://www.nec.edu/students-faculty-staff/>
- Enter Secure Area to Access Student and Faculty Services
- Enter User ID # (UG_____) and Pin
- Student Services & Financial Aid
- Registration:
- Student detail schedule

FAQs



- **When and what is Add/Drop?**
 - The period at the beginning of a term when students can sign up for new courses and drop courses for which they were previously registered is the add/drop period. Dropping or adding classes can affect your financial aid, scholarship status, or tuition cost.
- **Should I withdraw from a class?**
 - Withdrawing from classes should be done after consulting with an advisor.
- **Should I change my major?**
 - This important decision is yours to make so before you do have, a conversation with your advisor and family.
- **I want to graduate early, what do I do?**
 - Maximizing the credits you take while NEC will help with this, in addition to taking classes in optional terms (winter and summer). If you GPA is 3.50 or higher, you can go up to 20 credits per semester at no additional cost.



What do I do Before Coming to Campus

Order textbooks from <https://nec.ecampus.com/>

Check email for communication about needed supplies from your instructors

Gather materials for learning



Questions

What question do you have?



Zoom Sessions Next!

Arts and Design

3D Studies, Animation, Art (Fine Art and Media Arts), Ceramics, Comic Arts, Fine Art, Game and Digital Media Design, Graphic and Communication Design, Illustration, Photography, Printmaking, Theatre, Arts Education

<https://nec.zoom.us/j/98811770070>